

Digital refractometer KERN ORL-B



Transport and storage case



Rear view, screw-on battery compartment cover

Digital refractive index measurement for laboratories and the industry for multi-application ► Laboratory refractometer

Features

- The models in the KERN ORL range are accurate, universal and maintenance-free digital desktop refractometers
- Other key features are the extra-large measuring range and a high degree of accuracy.
- With their handy design, they are ideal for convenient and rapid everyday use
- The large, easy-to-read multi-function display with integrated temperature display supports the user to reliably determine the measurement.
- The integrated automatic temperature compensation (ATC), avoids the manual conversion of the measurement. This allows a quick and efficient usage of the instrument
- Rapid, user-friendly calibration of the refractometer is possible at any time using standard commercial distilled water.
- Mean value measurement (15 measurements)
- The following accessory-parts are included:
 - Pipette
 - Storage box
 - USB cable
 - Power adapter
 - Screwdriver

Technical data

- Measurement temperature: 0 °C – 40 °C
- Overall dimensions W×D×H 180×100×55 mm
- Net weight approx. 365 g (without battery)
- Power supply: USB connection, as an alternative 1 × battery 3.7 V 3000 mA (not included with delivery)
- ATC (Automatic Temperature Compensation)
- Minimum sample volume: 0,3–0,4 ml
- Automatic energy management (AUTO-OFF after 3 Minutes)
- Mean value measurement (15 measurements)
































Accessories

- Rechargeable Battery 3,7 V 3000 mA, KERN ORL-A2007

! Also available with calibration certificate.

| STANDARD | OPTION |
|-------------------------|----------|
| ATC USB 2.0 1 DAY | RECHARGE |

| Model | Scales | Measuring range | Accuracy | Division |
|-----------------|--------------------------|--------------------------------|------------------------|--------------------|
| KERN | | | | |
| ORL 94BS | Brix Refractive index | 0 – 94 % 1,3330 – 1,5290 nD | ± 0,1 % ± 0,0002 nD | 0,1 % 0,0001 nD |

- 
360° rotatable microscope head
- 
Monocular Microscope
 For the inspection with one eye
- 
Binocular Microscope
 For the inspection with both eyes
- 
Trinocular Microscope
 For the inspection with both eyes and the additional option for the connection of a camera
- 
Abbe Condenser
 With high numerical aperture for the concentration and the focusing of light
- 
Halogen illumination
 For pictures bright and rich in contrast
- 
LED illumination
 Cold, energy-saving and especially long-life illumination
- 
Incident illumination
 For non-transparent objects
- 
Transmitting illumination
 For transparent objects
- 
Fluorescence illumination
 For stereomicroscopes
- 
Fluorescence illumination for compound microscopes
 With 100 W mercury lamp and filter
- 
Fluorescence illumination for compound microscopes
 With 3 W LED illumination and filter
- 
Phase contrast unit
 For a higher contrast
- 
Darkfield condenser/unit
 For a higher contrast due to indirect illumination
- 
Polarising unit
 To polarise the light
- 
Infinity system
 Infinity corrected optical system
- 
Zoom magnification
 For stereomicroscopes
- 
Auto-focus
 For automatic control of the focus level
- 
Parallel optical system
 For stereomicroscopes, enables fatigue-proof working
- 
Integrated scale
 In the eyepiece
- 
SD card
 For data storage
- 
USB 2.0 digital camera
 For direct transmitting of the picture to a PC
- 
USB 3.0 digital camera
 For direct transmitting of the picture to a PC
- 
WiFi data interface:
 For transmitting of the picture to a mobile display device
- 
HDMI digital camera
 For direct transmitting of the picture to a display device
- 
PC software
 To transfer the measurements from the device to a PC.
- 
Automatic temperature compensation
 For measurements between 10 °C and 30 °C
- 
Protection against dust and water splashes IPxx:
 The type of protection is shown in the pictogram cf. DIN EN 60529:2000-09, IEC 60529:1989+A1:1999+A2:2013
- 
Battery operation
 Ready for battery operation. The battery type is specified for each device.
- 
Battery operation rechargeable
 Prepared for a rechargeable battery operation
- 
Plug-in power supply
 230V/50Hz in standard version for EU. On request GB, AUS or USA version.
- 
Integrated power supply unit
 Integrated in microscope. 230V/50Hz standard EU. More standards e.g. GB, AUS or USA on request.
- 
Package shipment
 The time required to manufacture the product internally is shown in days in the pictogram.

ABBREVIATIONS

- C-Mount** Adapter for the connection of a camera to a trinocular microscope
- FPS** Frames per second
- H(S)WF** High (Super) Wide Field (Eyepiece with high eye point for wearers of glasses)
- LWD** Long Working Distance
- N.A.** Numerical Aperture
- SLR camera** Single-Lens Reflex camera
- SWF** Super Wide Field (Field number at least \varnothing 23 mm for 10 \times eyepiece)
- W.D.** Working Distance
- WF** Wide Field (Field number up to \varnothing 22 mm for 10 \times eyepiece)